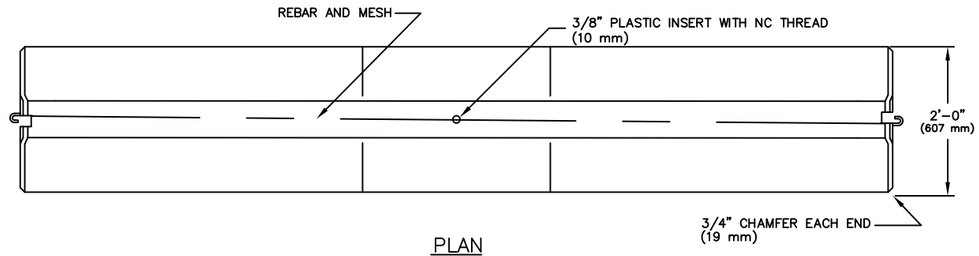

PLAN

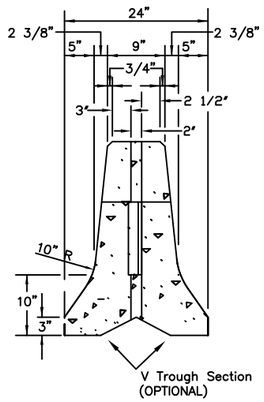

END VIEW

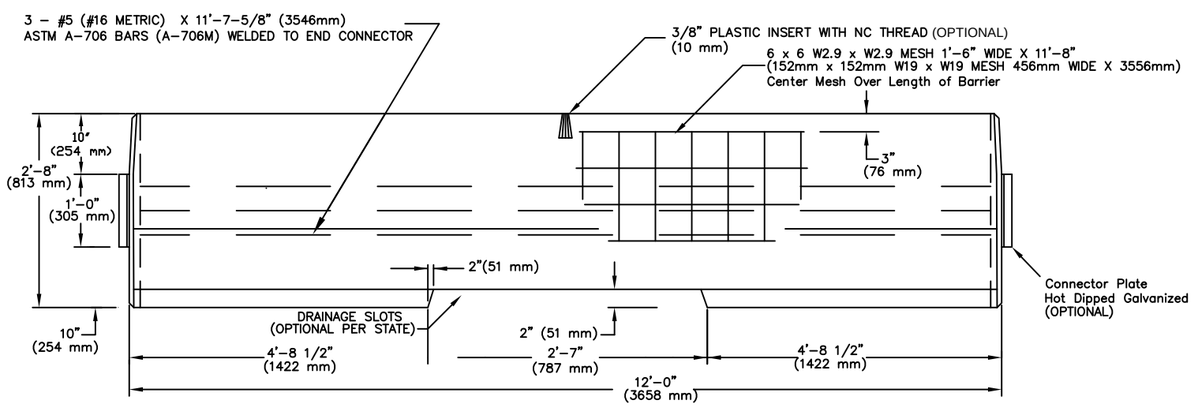

ELEVATION

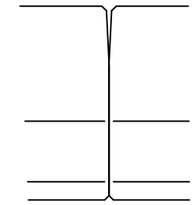

CLOSED POSITION

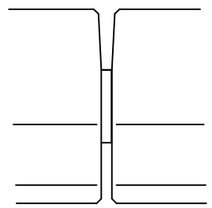

MAXIMUM SEPARATION

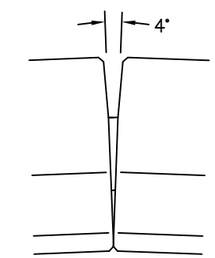

VERTICAL ROTATION

MINIMUM VERTICAL CURVE
RADIUS = 175' (53.3 m)

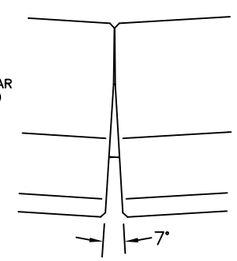

VERTICAL
ROTATION

MINIMUM VERTICAL
CURVE RADIUS = 100' (30.5 m)

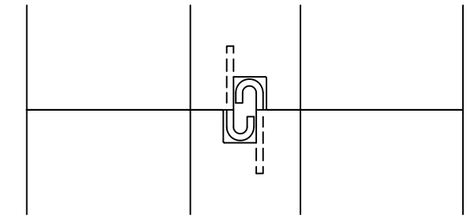

CLOSED POSITION

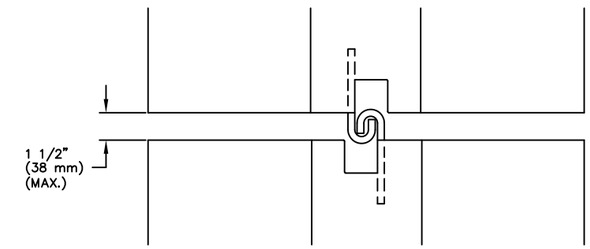

MAXIMUM SEPARATION

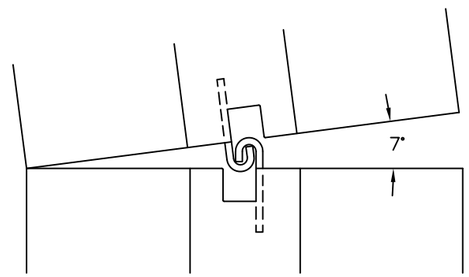

HORIZONTAL ROTATION

MINIMUM HORIZONTAL
RADIUS = 100' (30.5 m)

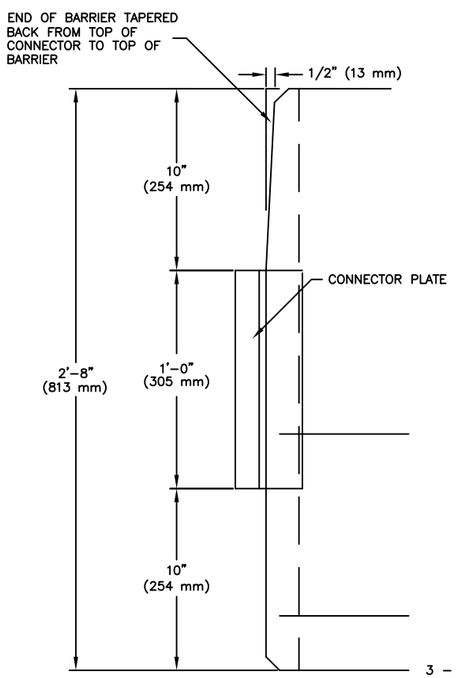

ELEVATION AT END

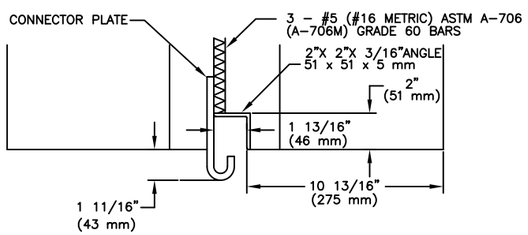

PLAN OF END

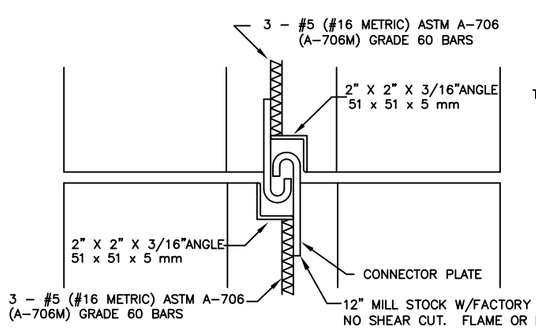

POSITIVE CONNECTOR

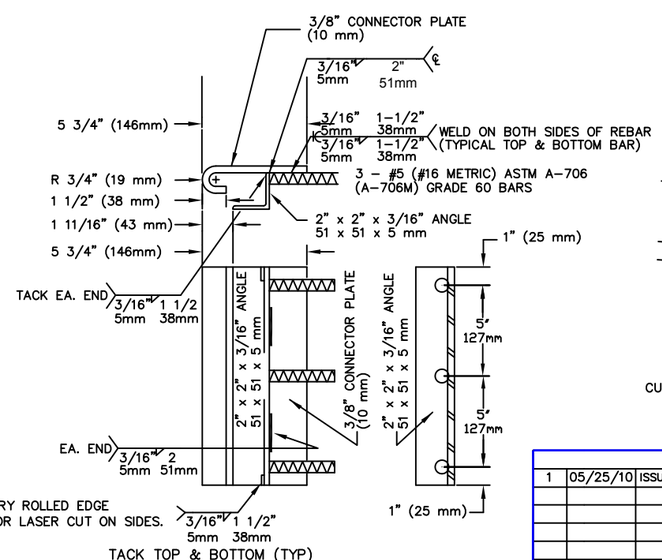

CONNECTOR PLATE DETAIL

GENERAL NOTES AND SPECIFICATIONS:

MATERIALS: (MUST CONFORM WITH STATE MATERIAL SPECIFICATIONS.)

CONCRETE: CLASS AA CONCRETE 5000 PSI (34 MPa)
MINIMUM COMPRESSIVE STRENGTH IN 28 DAYS.

REINFORCING: ASTM A-706 (A-706M) GRADE 60.
REBARS WELDED TO STEEL CONNECTOR PLATES.
ASTM A-185 (A-185M) WELDED WIRE FABRIC

COVER: CRSI STANDARD IF NOT LISTED

STEEL: ASTM A-36 (A-36M) (PLAIN).

TOLERANCE:

CONNECTOR LOCATION +/- 1/16" (1.6mm)
WIDTH OF CONNECTOR @ B + 1/32" (0.8mm)
CONNECTOR PLATE SIZE + 1/8" (3.2mm)
BARRIER LENGTH + 1/4" (6.4mm)

WELDING:

ALL WELDING TO BE IN ACCORDANCE WITH AMERICAN WELDING SOCIETY (AWS) STRUCTURAL WELDING CODES

DESIGN:

FHWA APPROVED SHAPE. J-J HOOKS IS ACCEPTED BY FHWA AS A CRASH TESTED AND OPERATIONAL DESIGN FOR USE ON ALL FEDERAL-AID HIGHWAY PROJECTS.

INSTALLATION:

BARRIERS ARE SELF-ALIGNING WITH NO LOOSE HARDWARE.

REVISIONS

1	05/25/10	ISSUE NEW DRAWING FOR 12' F-SHAPE		

Easi-Set Industries
5119 Catlett Road
MIDLAND, VA 22728
Supplier
Contact: Rick Groves, Ext. 129
PHONE: 540-439-8911
FAX: 540-439-1232

Easi-Set Qualified Licensee
P.O. Box 000
Massachusetts
Manufacturer
PHONE: 000-000-0000
FAX: 000-000-0000

POSITIVE CONNECTING BARRIER
J-J HOOK DESIGN
F-Shape

Ref. No. MB10-PC
Last Rev. R-1 5/25/10

DRAWN BY: RHG	DATE: 5/25/10	SHEET
CHECKED BY: J.S.	DATE: 5/25/10	1/1
APPROVED BY: R. SMITH	DATE: 5/25/10	

EASI-SET INDUSTRIES J-J HOOKS BARRIERS ARE PROPRIETARY AND PROTECTED UNDER US TRADE LAW.
© Copyright 1999 - EASI-SET INDUSTRIES All RIGHTS RESERVED

F.H.W.A. APPROVED FOR USE ON ALL FEDERAL-AID HIGHWAY PROJECTS.